







# Creative Ganpati Decoration Ideas for Your Home

Bringing Lord Ganesha (Bappa) into our homes is a joyous occasion, and decorating the space to welcome him adds to the excitement. Whether you're looking for simple and innovative ideas or something more intricate, the right decorations can make his stay unforgettable. In this guide, we'll share creative and easy-to-do Ganpati decoration ideas for your home, from simple floral arrangements to vibrant mandap backdrops.

## About Ganpati Festival

The Ganpati festival is one of the most celebrated festivals in India, honoring Lord Ganesha, the symbol of prosperity, wisdom, and the remover of obstacles. The festival is celebrated with great enthusiasm across the country, particularly in Mumbai, where the grandeur of the celebrations takes center stage. But no matter where you are, decorating your home for Ganpati adds to the festive spirit.

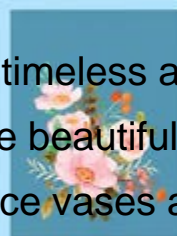
## Simple and Innovative Ganpati Decoration Ideas for Your Home

When decorating for Ganpati, creativity is key! Here are some easy-to-implement ideas that will make your home look festive and welcoming:

### Decor Items You Need For Ganpati Puja:

#### 1. Floral Decorations

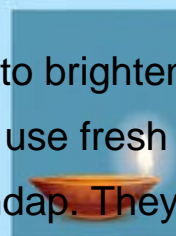
Flowers are a timeless and simple way to brighten up your Ganpati setup. You can create beautiful flower arches, use fresh or artificial flowers to frame the idol, or place vases around the mandap. They bring natural beauty and fragrance to your home.



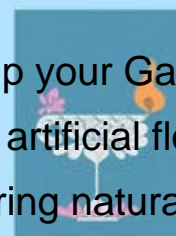
Flowers



Vase



Diya



Urli Decor



#### 2. Ganpati Wall Hangings

India is known for its rich craftsmanship, and incorporating Ganpati-themed

